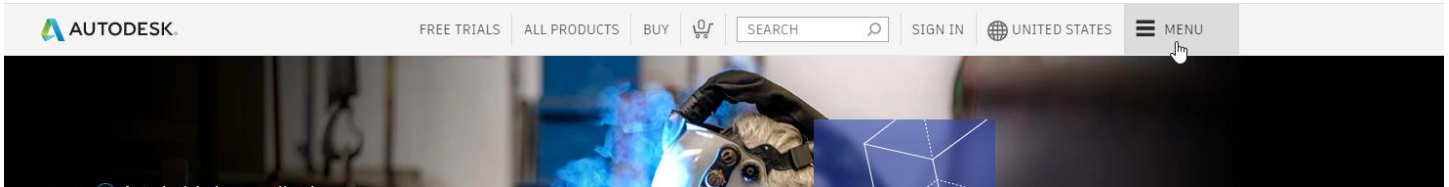
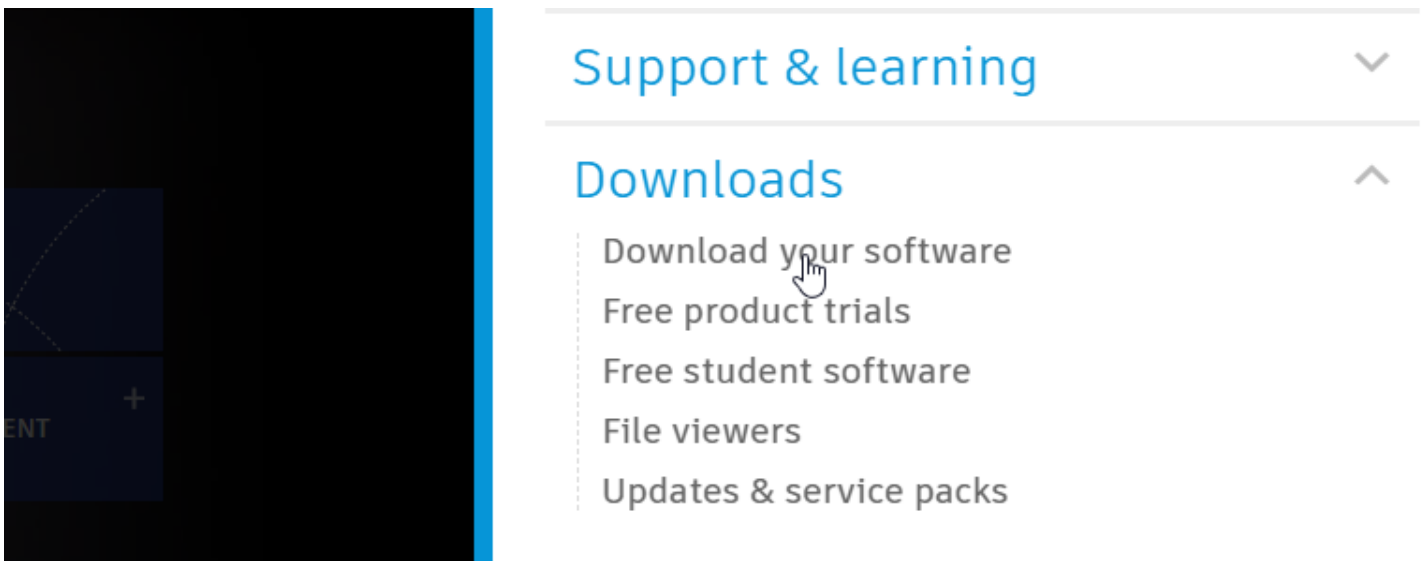


Downloading and Updating Autodesk Software

- Navigate to www.Autodesk.com
- On the top-right of the screen, click 'Menu'.



- Click on 'Downloads' to open the drop-down menu, then click on 'Download your software'.



- Autodesk will have you sign-in. You will only need to sign-in if your credentials are not already saved.

Sign in



Email

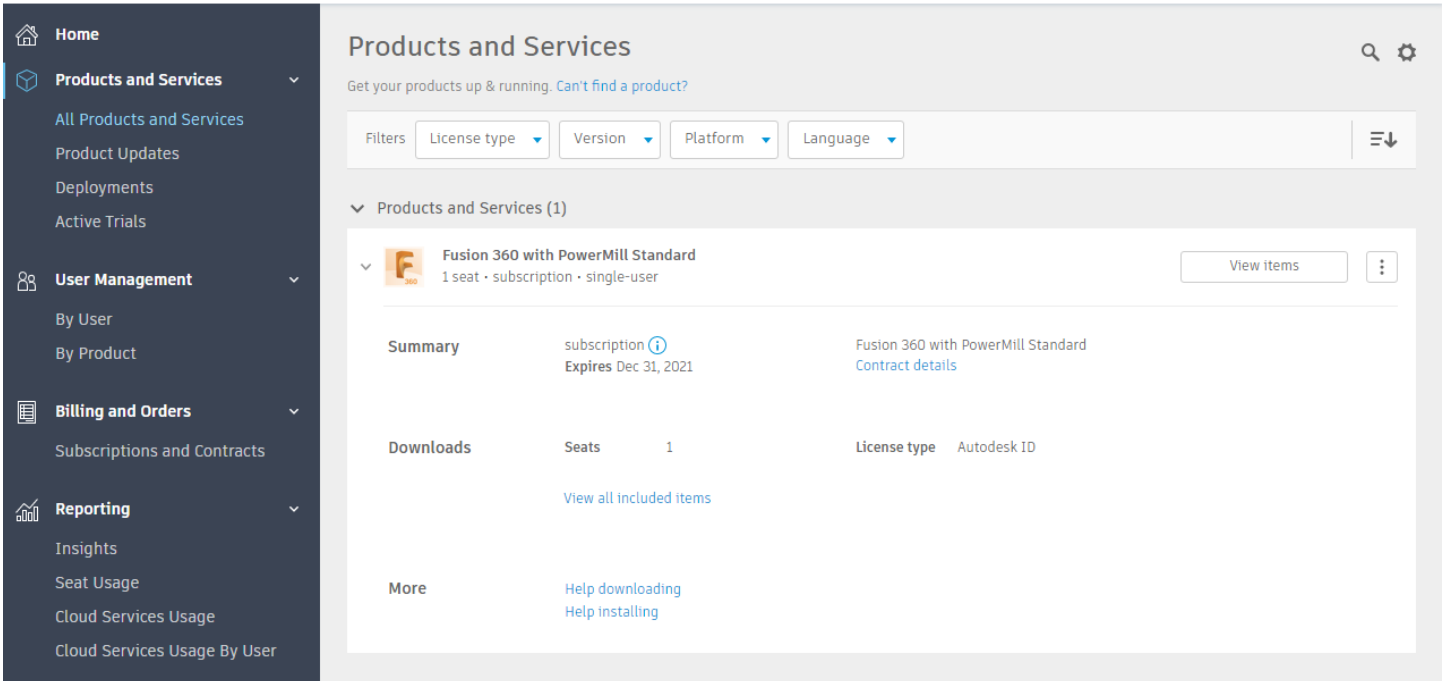
NEXT

NEW TO AUTODESK? [CREATE ACCOUNT](#)

Downloading and Updating Autodesk Software

- Once signed in, you will see your 'Products and Services' on the main area of the browser.
 - Select Fusion 360 with [Software]. (Example: Fusion 360 with PowerMill Standard)
 - This opens a drop-down menu of the product package.

 AUTODESK ACCOUNT



Products and Services

Get your products up & running. [Can't find a product?](#)

Filters: License type | Version | Platform | Language

Products and Services (1)

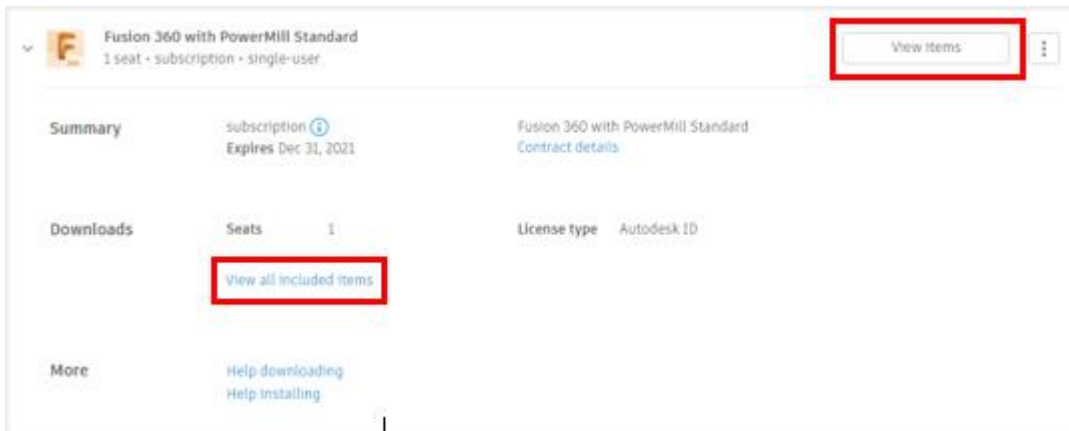
Fusion 360 with PowerMill Standard
1 seat - subscription - single-user [View items](#)

Summary subscription [Expires Dec 31, 2021](#) Fusion 360 with PowerMill Standard [Contract details](#)

Downloads Seats: 1 License type: Autodesk ID [View all included items](#)

More [Help downloading](#) [Help installing](#)

- Select the 'View Items' button to view all included software in the package.
 - You can also select 'View all included items'.



Fusion 360 with PowerMill Standard
1 seat - subscription - single-user [View items](#)

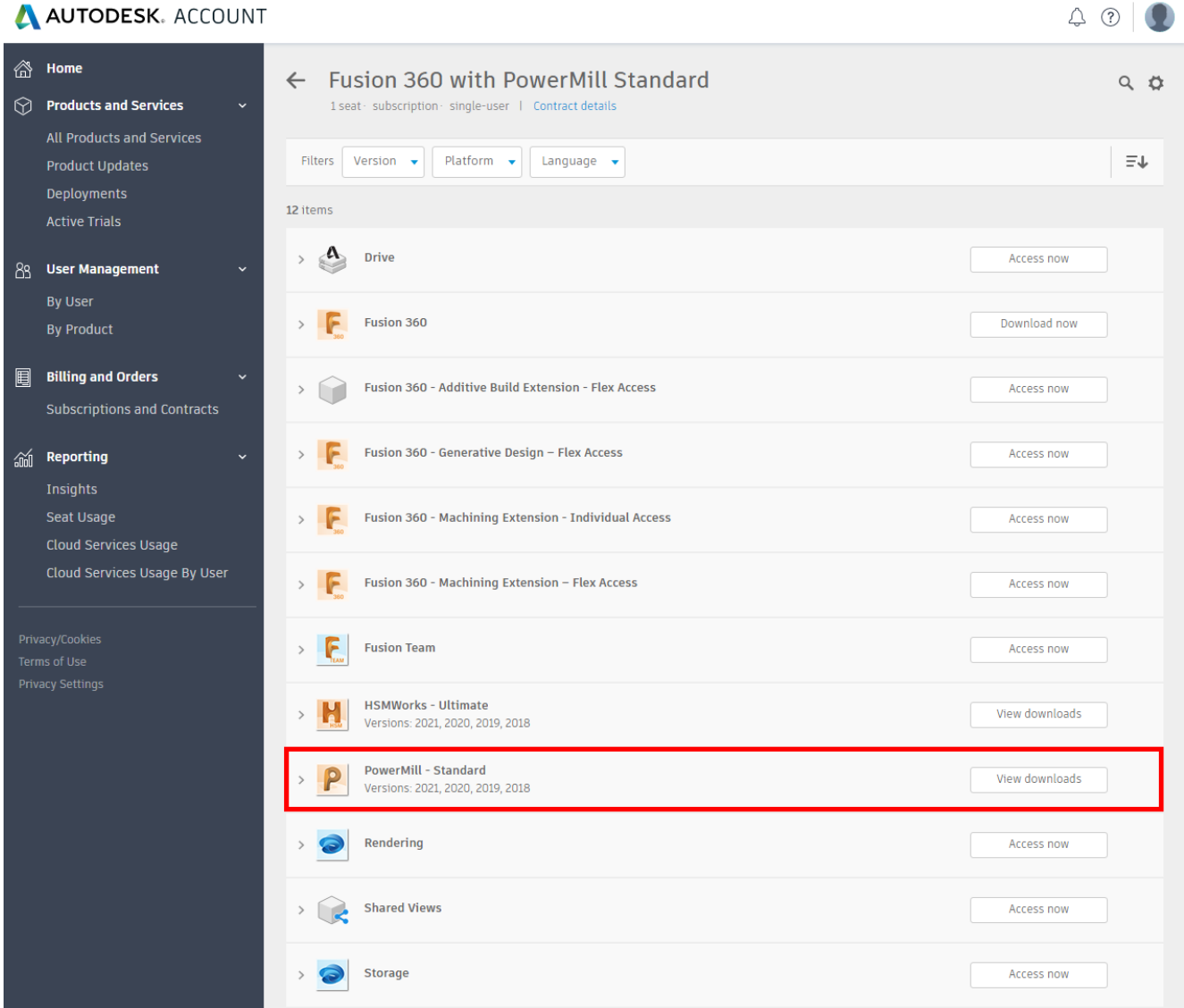
Summary subscription [Expires Dec 31, 2021](#) Fusion 360 with PowerMill Standard [Contract details](#)

Downloads Seats: 1 License type: Autodesk ID [View all included items](#)

More [Help downloading](#) [Help installing](#)

Downloading and Updating Autodesk Software

- Locate the software you wish to download. For this example, it is PowerMill.



AUTODESK ACCOUNT

Home

Products and Services

- All Products and Services
- Product Updates
- Deployments
- Active Trials

User Management

- By User
- By Product

Billing and Orders

- Subscriptions and Contracts

Reporting

- Insights
- Seat Usage
- Cloud Services Usage
- Cloud Services Usage By User

Privacy/Cookies

Terms of Use













Privacy Settings

Fusion 360 with PowerMill Standard

1 seat · subscription · single-user | [Contract details](#)

Filters: Version Platform Language

12 items

>	 Drive	Access now
>	 Fusion 360	Download now
>	 Fusion 360 - Additive Build Extension - Flex Access	Access now
>	 Fusion 360 - Generative Design - Flex Access	Access now
>	 Fusion 360 - Machining Extension - Individual Access	Access now
>	 Fusion 360 - Machining Extension - Flex Access	Access now
>	 Fusion Team	Access now
>	 HSMWorks - Ultimate Versions: 2021, 2020, 2019, 2018	View downloads
>	 PowerMill - Standard Versions: 2021, 2020, 2019, 2018	View downloads
>	 Rendering	Access now
>	 Shared Views	Access now
>	 Storage	Access now

Downloading and Updating Autodesk Software

- Select the software.
 - This opens a drop-down menu of the product.

PowerMill - Standard
not for resale subscription · single-user

Summary not for resale subscription [i](#)

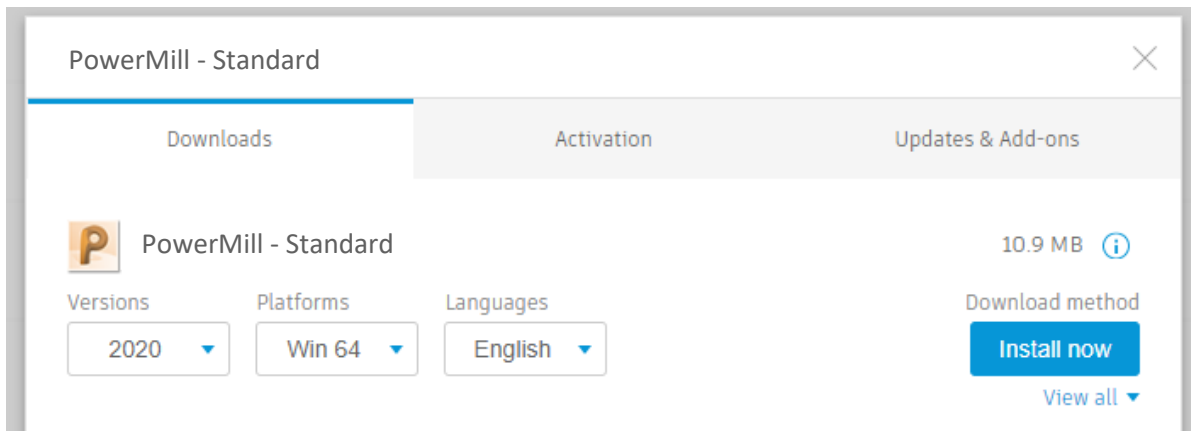
Downloads **Versions** 2020, 2019, 2018, 2017 **Platforms** Win 64
License type Standalone

Version	Activation i
2020 View downloads	Serial / Key
2019 View downloads	Serial / Key
2018 View downloads	Get serial number

[View all product versions](#)

More [Help downloading](#) [Updates & Add-Ons](#)
[Help installing](#)

- Select the product version you would like to download or click on 'View all product versions'.
 - This opens a window in the browser to select the Version, Platform and Language.




The screenshot shows a browser window titled "PowerMill - Standard" with a close button in the top right corner. The window has three tabs: "Downloads" (active), "Activation", and "Updates & Add-ons". Below the tabs, there is a header for "PowerMill - Standard" with a file size of "10.9 MB" and an information icon. Underneath, there are three dropdown menus for "Versions" (set to "2020"), "Platforms" (set to "Win 64"), and "Languages" (set to "English"). To the right of these menus is a "Download method" section with a blue "Install now" button and a "View all" link with a dropdown arrow.

Downloading and Updating Autodesk Software

- There are multiple ways to retrieve the software. Click 'View all' to see all the options.
ALWAYS USE THE 'BROWSER DOWNLOAD' METHOD.

PowerMill - Standard ✕

Downloads Activation Updates & Add-ons

 PowerMill - Standard 10.9 MB ⓘ

Versions Platforms Languages Download method

2020 Win 64 English [Install now](#)

[View all](#) ▼

Install now
Fastest way to install on a single computer

Download now	3.3 GB
Through Download Manager (fast)	
Browser Download	3.3 GB
Through your browser (slowest)	

[Compare download methods](#)

- Download and install the software.

NOTE: If you are downloading FeatureCAM, 2 files need to be download. You will need to allow pop-ups for the download. In some cases, after allowing the pop-ups, you may need to click on download button again to retrieve the missed file.

Downloading and Updating Autodesk Software

If there are any issues with getting the software that you need, please submit support ticket by clicking the link below or using the instructions on the 'NexGenCAM - Support Ticket' PDF.

[Click Here](#)



NexGenCAM Support

Home

Solutions

Tickets

Submit a ticket

Requester *

Email

Subject *

Issue with? *

...

Software Type *

...

Description *

B *I* U | ☰ ☷ | **A** **A** | ↻ 📎 ✕

[+ Attach a file](#)

SUBMIT

CANCEL