
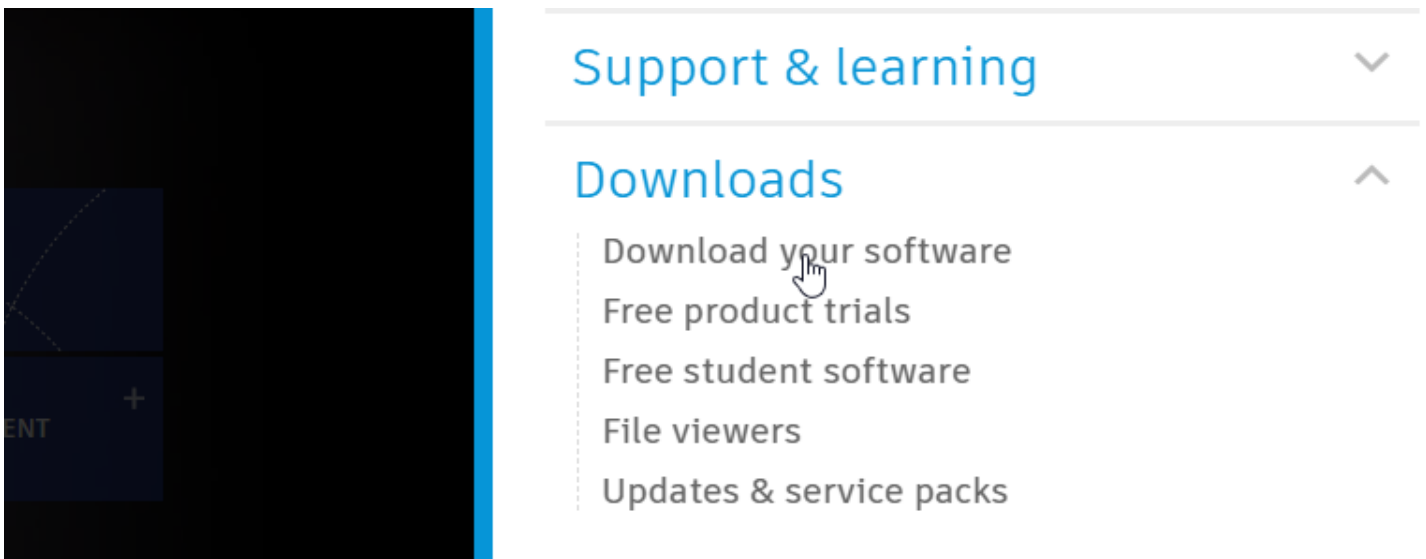


Downloading and Updating Autodesk Software

- Navigate to www.Autodesk.com
- On the top-right of the screen, click 'Menu'.



- Click on 'Downloads' to open the drop-down menu, then click on 'Download your software'.



- Autodesk will have you sign-in. You will only need to sign-in if your credentials are not already saved.

Sign in




Email

NEXT

NEW TO AUTODESK? [CREATE ACCOUNT](#)

Downloading and Updating Autodesk Software

- Once signed in, you will see your 'Products and Services' on the main area of the browser.
 - Select a product by clicking on the product name.
(Example: PowerMill - Ultimate).
 - This opens a drop-down menu.

▼  **PowerMill - Ultimate**
not for resale subscription · single-user

Summary not for resale subscription ⓘ

Downloads **Versions** 2020, 2019, 2018, 2017 **Platforms** Win 64
License type Standalone

Version **Activation** ⓘ

2020
[View downloads](#) Serial / Key

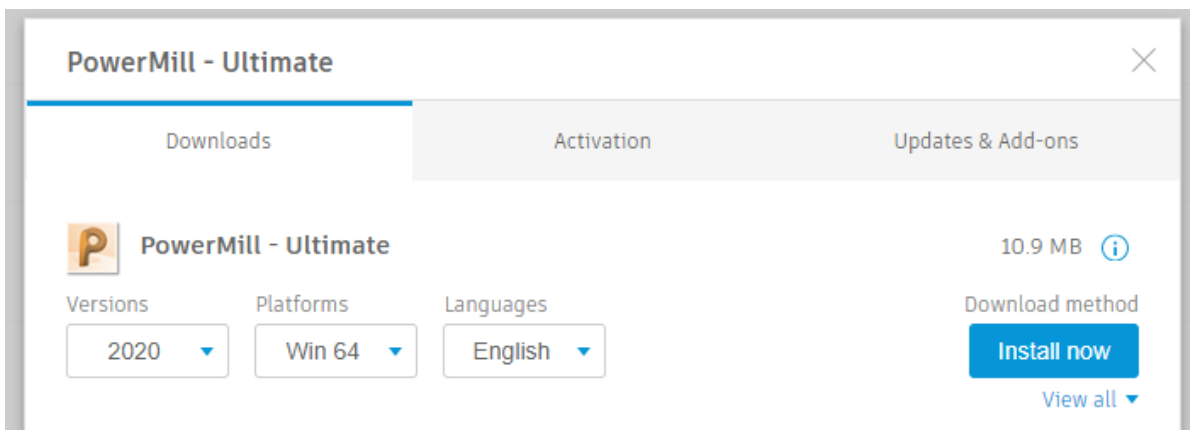
2019
[View downloads](#) Serial / Key

2018
[View downloads](#) [Get serial number](#)

[View all product versions](#)

More [Help downloading](#) [Updates & Add-Ons](#)
[Help installing](#)

- Select the product version you would like to download or click on 'View all product versions'.
 - This opens a window in the browser to select the Version, Platform and Language.




The screenshot shows a browser window titled "PowerMill - Ultimate" with a close button in the top right corner. The window has three tabs: "Downloads" (selected), "Activation", and "Updates & Add-ons". Under the "Downloads" tab, there is a header for "PowerMill - Ultimate" with a file size of "10.9 MB" and an information icon. Below this, there are three dropdown menus: "Versions" set to "2020", "Platforms" set to "Win 64", and "Languages" set to "English". To the right of these menus is a "Download method" section with a blue "Install now" button and a "View all" link with a dropdown arrow.

Downloading and Updating Autodesk Software

- There are multiple ways to retrieve the software. Click 'View all' to see all the options.
ALWAYS USE THE 'BROWSER DOWNLOAD' METHOD.

PowerMill - Ultimate ✕

Downloads Activation Updates & Add-ons

 **PowerMill - Ultimate** 10.9 MB i

Versions: 2020 Platforms: Win 64 Languages: English Download method: [Install now](#) View all

Download method	
Install now	Fastest way to install on a single computer
Download now	3.3 GB
Through Download Manager (fast)	
Browser Download	3.3 GB
Through your browser (slowest)	

[Compare download methods](#)

- Download and install the software.

NOTE: If you are downloading FeatureCAM, 2 files need to be download. You will need to allow pop-ups for the download. In some cases, after allowing the pop-ups, you may need to click on download button again to retrieve the missed file.

Downloading and Updating Autodesk Software

If there are any issues with getting the software that you need, please submit support ticket by clicking the link below or using the instructions on the 'NexGenCAM - Support Ticket' PDF.

[Click Here](#)



NexGenCAM Support

Home

Solutions

Tickets

Submit a ticket

Requester *

Email

Subject *

Issue with? *

...

Software Type *

...

Description *

B *I* U | ☰ ☷ | **A** **A** | ↺ 📎 ✕

[+ Attach a file](#)

SUBMIT

CANCEL